



**G PULLAIAH COLLEGE OF ENGINEERING & TECHNOLOGY
(Autonomous)**

Nandikotkur Road, Venkayapalli (V), Kurnool - 518452, Andhra Pradesh

Date: 05-07-2019

CIRCULAR

All the II B.Tech I Semester students are hereby informed that the results of I B.Tech II Semester have been announced and they can be verified through Digital Campus.

Alternatively they can also be verified through the below links.

1. <https://digitalcampus.msmfclasses.com:99/>
2. <https://digitalcampus.msmfclasses.com:85/>


Controller of Examination

Controller of Examinations

G.Pullaiah College of Engg & Tech.

Near Venkayapalli, Nandikotkur Road,

KURNOOL-518 452, A.P.

Copy to respective class rooms to read over

Copy to HoDs

Copy to Chairman for Information

Copy to file


Principal

PRINCIPAL

G. Pullaiah College of Engg. & Tech

Nandikotkur Road-Venkayapalli (V),

KURNOOL - 518 452

G.Pullaiah College of Engineering and Technology

(Autonomous)

(Approved by AICTE | NAAC Accreditation with 'A' Grade | Accredited by NBA (CSE, ECE & EEE) |
Permanently Affiliated to JNTUA)

Nandikotkur Road, Venkayapalli (V), Kurnool - 518452, Andhra Pradesh

I B.TECH II Sem External Regular Examinations May / June 2019 Results

The following is the result analysis of I B.Tech II Sem Pertaining to May/June 2019 external regular examinations before applying the moderation procedure.


Total Number of Students Registered	Total Number of Students Passed	Total Number of Students Failed	Pass Percentage
495	290	212	58.58

Branch	Total Number of Students Registered	Total Number of Students Passed	Pass Percentage
CSE	174	117	67.24
ECE	170	94	55.29
CE	54	38	70.37
ME	39	13	33.33
EEE	58	28	48.28

The following is the Result analysis of I B.Tech II Sem Pertaining to May/June 2019 external Regular examinations after applying the moderation procedure.

Total Number of Students Registered	Total Number of Students Passed	Total Number of Students Failed	Pass Percentage
495	303	193	61.21

Branch	Total Number of Students Registered	Total Number of Students Passed	Pass Percentage
CSE	174	121	69.54
ECE	170	99	58.24
CE	54	39	72.22
ME	39	16	41.03
EEE	58	28	48.28


Controller of Examinations


PRINCIPAL


UNIVERSITY NOMINEE

G.Pullaiah College of Engineering and Technology

(Autonomous)

(Approved by AICTE | NAAC Accreditation with 'A' Grade | Accredited by NBA (CSE, ECE & EEE) |
Permanently Affiliated to JNTUA)

Nandikotkur Road, Venkayapalli (V), Kurnool - 518452, Andhra Pradesh

I B.TECH II Sem External Regular Examinations May / June 2019 Results

The following is the result analysis of I B.Tech II Sem Pertaining to May/June 2019 external regular examinations before applying the moderation procedure.

Total Number of Students Registered	Total Number of Students Passed	Total Number of Students Failed	Pass Percentage
495	290	212	58.58

Branch	Total Number of Students Registered	Total Number of Students Passed	Pass Percentage
CSE	174	117	67.24
ECE	170	94	55.29
CE	54	38	70.37
ME	39	13	33.33
EEE	58	28	48.28

The following is the Result analysis of I B.Tech II Sem Pertaining to May/June 2019 external Regular examinations after applying the moderation procedure.

Total Number of Students Registered	Total Number of Students Passed	Total Number of Students Failed	Pass Percentage
495	303	193	61.21

Branch	Total Number of Students Registered	Total Number of Students Passed	Pass Percentage
CSE	174	121	69.54
ECE	170	99	58.24
CE	54	39	72.22
ME	39	16	41.03
EEE	58	28	48.28

Controller of Examinations

Principal

UNIVERSITY NOMINEE

G.Pullaiah College of Engineering and Technology

(Autonomous)

(Approved by AICTE | NAAC Accreditation with 'A' Grade | Accredited by NBA (CSE, ECE & EEE) |
Permanently Affiliated to JNTUA)

Nandikotkur Road, Venkayapalli (V), Kurnool - 518452, Andhra Pradesh

I B.TECH II Sem External Regular Examinations May /June 2019 Results Subject wise Pass Percentage

S.No	Subject Code	Name Of The Subject	Total Number of Students Registered	Pass Percentage	Total Number of Students Passed
1	A1003	Engineering Physics	209	86.12	180
2	A1004	Engineering Chemistry	286	72.02	206
3	A1005	Environmental Studies	286	95.45	273
4	A1008	English for Professional Communication	495	98.78	489
5	A1009	Mathematics – II	495	83.23	412
6	A1201	Network Analysis	170	60	102
7	A1203	Electrical Circuits-I	58	60.34	35
8	A1301	Engineering Drawing	209	87.08	182
9	A1303	Engineering Mechanics	54	85.18	46
10	A1305	Material Science and Engineering	39	76.92	30
11	A1503	Data Structures	174	78.74	137
12	A1007	Engineering Physics Lab	209	100	209
13	A1010	Engineering Chemistry Lab	286	98.60	282
14	A1202	Network Analysis Lab	170	98.82	168
15	A1204	Electrical Circuits Lab	58	98.28	57
16	A1302	Engineering & IT Workshop	495	99.39	492
17	A1304	Applied Mechanics Lab	54	94.44	51
18	A1306	Material Science and Engineering Lab	39	100	39
19	A1504	Data Structures Lab	174	99.43	173


Controller of Examinations


PRINCIPAL


UNIVERSITY NOMINEE

**G.Pullaiah College of Engineering and Technology
(Autonomous)**

The following are the details of students who have been applied moderation in various Subjects pertaining to I B.Tech II Sem External Examinations May/June 2019

I B.Tech II Sem Moderation of Students Results June 2019

S.No	Roll number	Subject Code	Subject Name	Internal Marks	Marks Obtained before Modification	Marks Obtained after Modification	TotalMarks
1	18AT1A0329	A1301	Engineering Drawing	15	21	25	40
2	18AT1A0333	A1301	Engineering Drawing	21	22	25	46
3	18AT1A0322	A1305	Material Science and Engineering	19	20	25	44
4	18AT1A0525	A1004	Engineering Chemistry	16	20	25	41
5	18AT1A0588	A1004	Engineering Chemistry	24	21	25	49
6	18AT1A05A3	A1005	Environmental Studies	17	20	25	42
	18AT1A0599	A1008	English for Professional Communicatio	11	25	29	40
	18AT1A0501	A1008	English for Professional Communicatio	21	20	25	46
9	18AT1A0520	A1009	Mathematics – II	15	21	25	40
10	18AT1A0525	A1009	Mathematics – II	15	23	25	40
11	18AT1A0550	A1009	Mathematics – II	22	20	25	47
12	18AT1A05C3	A1009	Mathematics – II	17	20	25	42
13	18AT1A05G2	A1009	Mathematics – II	12	23	28	40
14	18AT1A05F7	A1009	Mathematics – II	11	26	29	40
15	18AT1A0526	A1503	Data Structures	15	22	25	40
16	18AT1A0553	A1503	Data Structures	15	23	25	40
17	18AT1A0589	A1503	Data Structures	17	20	25	42
18	18AT1A05B9	A1503	Data Structures	17	23	25	42
19	18AT1A05E4	A1503	Data Structures	15	20	25	40
20	18AT1A04E8	A1003	Engineering Physics	15	22	25	40
21	18AT1A0408	A1301	Engineering Drawing	18	24	25	43
22	18AT1A0423	A1301	Engineering Drawing	24	21	25	49
23	18AT1A0464	A1301	Engineering Drawing	15	21	25	40
24	18AT1A0477	A1301	Engineering Drawing	24	20	25	49
25	18AT1A04C8	A1301	Engineering Drawing	21	20	25	46
	18AT1A04E5	A1301	Engineering Drawing	26	21	25	51
27	18AT1A04A5	A1008	English for Professional Communicatio	18	20	25	43
28	18AT1A0408	A1009	Mathematics – II	16	21	25	41
29	18AT1A0417	A1009	Mathematics – II	22	21	25	47
30	18AT1A0468	A1009	Mathematics – II	13	25	27	40
31	18AT1A04B0	A1009	Mathematics – II	15	21	25	40
32	18AT1A0448	A1201	Network Analysis	11	25	29	40
33	18AT1A0465	A1201	Network Analysis	11	26	29	40
34	18AT1A04H0	A1201	Network Analysis	11	26	29	40
35	18AT1A0131	A1008	English for Professional Communicatio	17	20	25	42
36	18AT1A0123	A1009	Mathematics – II	21	23	25	46
37	18AT1A0130	A1009	Mathematics – II	20	21	25	45
38	18AT1A0224	A1004	Engineering Chemistry	19	20	25	44
39	18AT1A0207	A1203	Electrical Circuits-I	20	20	25	45
40	18AT1A0214	A1203	Electrical Circuits-I	17	20	25	42

[Signature]
CE

[Signature]
PRINCIPAL

[Signature]
UNIVERSITY NOMINEE

**G.Pullaiah College of Engineering and Technology :: KURNOOL
(Autonomous)**

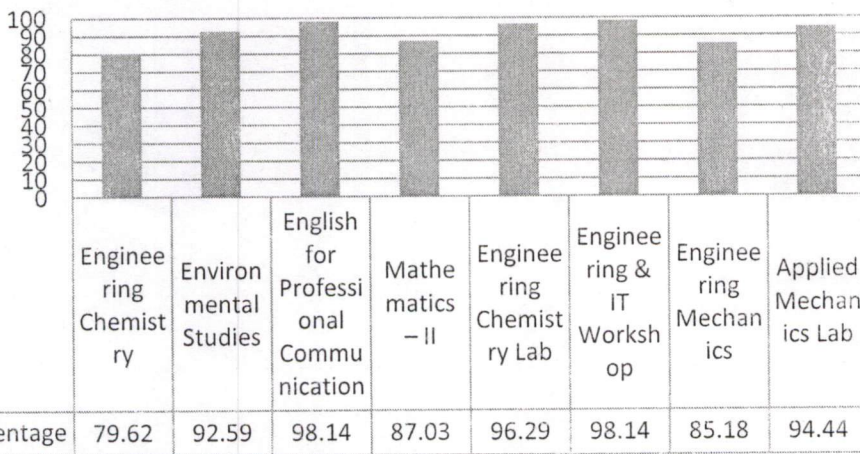
I B.Tech II Sem (R18) External Examinations May / June 2019 Results

Branch : CIVIL Engineering

Subject Wise Result Analysis

S.No	Name of the Subject	Subject Code	No of Students Registered	No of Students Passed	No of Students Failed	Pass %
1	Engineering Chemistry	A1004	54	43	11	79.62
2	Environmental Studies	A1005	54	50	4	92.59
3	English for Professional Communication	A1008	54	53	1	98.14
4	Mathematics – II	A1009	54	47	7	87.03
5	Engineering Chemistry Lab	A1010	54	52	2	96.29
6	Engineering & IT Workshop	A1302	54	53	1	98.14
7	Engineering Mechanics	A1303	54	46	8	85.18
8	Applied Mechanics Lab	A1304	54	51	3	94.44

I B.Tech II Sem Subject Wise Analysis



[Signature]
Controller of Examinations

[Signature]
PRINCIPAL

[Signature]
UNIVERSITY NOMINEE

**G.Pullaiah College of Engineering and Technology :: KURNOOL
(Autonomous)**

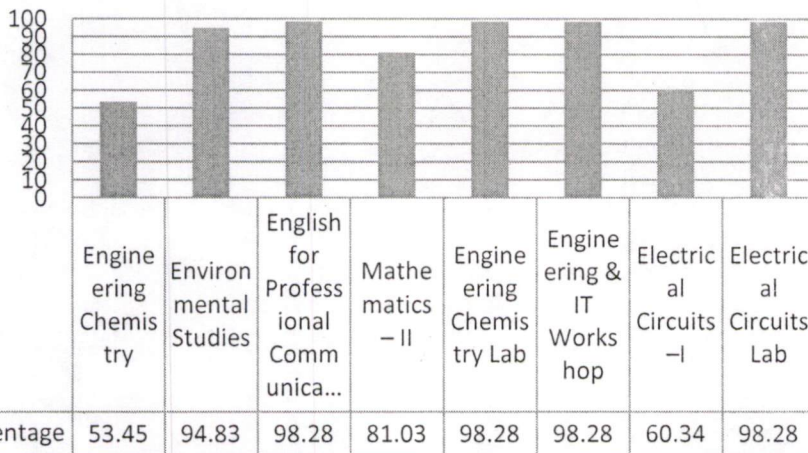
I B.Tech II Sem (R18) External Examinations May / June 2019 Results

Branch : ELECTRICAL AND ELECTRONICS ENGINEERING

Subject Wise Result Analysis

S.No	Name of the Subject	Subject Code	No of Students	No of Students	No of Students	Pass %
1	Engineering Chemistry	A1004	58	31	27	53.45
2	Environmental Studies	A1005	58	55	3	94.83
3	English for Professional Communication	A1008	58	57	1	98.28
4	Mathematics – II	A1009	58	47	11	81.03
5	Engineering Chemistry Lab	A1010	58	57	1	98.28
6	Engineering & IT Workshop	A1302	58	57	1	98.28
7	Electrical Circuits-I	A1203	58	35	23	60.34
8	Electrical Circuits Lab	A1204	58	57	1	98.28

I B.Tech II Sem Result Analysis



Controller of Examinations

C. Jiniya
PRINCIPAL

[Signature]
UNIVERSITY NOMINEE

**G.Pullaiah College of Engineering and Technology :: KURNOOL
(Autonomous)**

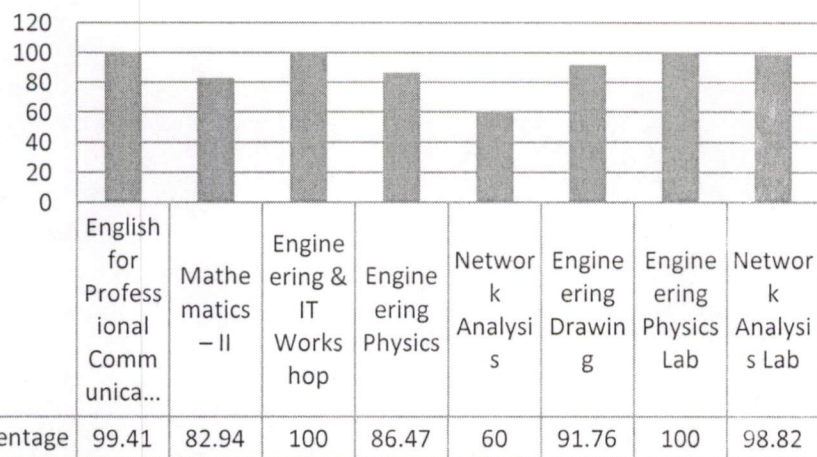
I B.Tech II Sem (R18) External Examinations May/June 2019 Results

Branch : Electronics and Communications Engineering

Subject Wise Result Analysis

S.No	Name of the Subject	Subject Code	No of Students Registerd	No of Students Passed	No of Students Failed	Pass %
1	English for Professional Com	A1008	170	169	1	99.41
2	Mathematics – II	A1009	170	141	29	82.94
3	Engineering & IT Workshop	A1302	170	170	0	100
4	Engineering Physics	A1003	170	147	23	86.47
5	Network Analysis	A1201	170	102	68	60
6	Engineering Drawing	A1301	170	156	14	91.76
7	Engineering Physics Lab	A1007	170	170	0	100
8	Network Analysis Lab	A1202	170	168	2	98.82

I B.Tech II Sem Pass Percentage



[Signature]
Controller of Examinations

[Signature]
PRINCIPAL

[Signature]
UNIVERSITY NOMINEE

**G.Pullaiah College of Engineering and Technology :: KURNOOL
(Autonomous)**

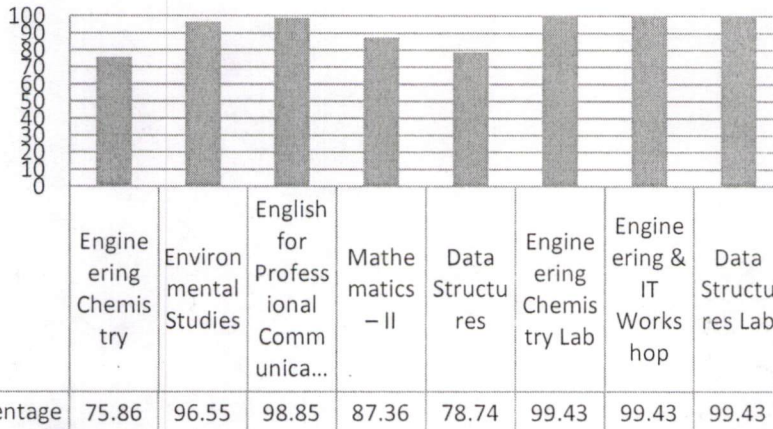
I B.Tech II Sem (R18) External Examinations May / June 2019 Results

Branch : COMPUTER SCIENCE AND ENGINEERING

Subject Wise Result Analysis

S.No	Name of the Subject	Subject Code	Number of Students Registered	Number of Students Passed	Number of Students Failed	Pass %
1	Engineering Chemistry	A1004	174	132	42	75.86
2	Environmental Studies	A1005	174	168	6	96.55
3	English for Professional Communication	A1008	174	172	2	98.85
4	Mathematics – II	A1009	174	152	22	87.36
5	Data Structures	A1503	174	137	37	78.74
6	Engineering Chemistry Lab	A1010	174	173	1	99.43
7	Engineering & IT Workshop	A1302	174	173	1	99.43
8	Data Structures Lab	A1504	174	173	1	99.43

I B.Tech II Sem Result Analysis



[Signature]
Controller of Examinations

[Signature]
PRINCIPAL

[Signature]
UNIVERSITY NOMINEE



**G PULLAIAH COLLEGE OF ENGINEERING & TECHNOLOGY
(Autonomous)**

Nandikotkur Road, Venkayapalli (V), Kurnool - 518452, Andhra Pradesh

Date:15-08-2019

CIRCULAR

All the II M.Tech I Semester students are hereby informed that the results of I M.Tech II Semester have been announced and they can be verified through Digital Campus.

Alternatively they can also be verified through the below links.

1. <https://digitalcampus.msmfclasses.com:99/>
2. <https://digitalcampus.msmfclasses.com:85/>


Controller of Examination

**Controller of Examinations
G.Pullaiah College of Engg & Tech.
Near Venkayapalli, Nandikotkur Road,
KURNOOL-518 452, A.P.**

Copy to respective class rooms to read over

Copy to HODs

Copy to Chairman for Information

Copy to file


Principal

**PRINCIPAL
G. Pullaiah College of Engg. & Tech
Nandikotkur Road-Venkayapalli (V).
KURNOOL - 518 452**

G.Pullaiah College of Engineering and Technology

(Autonomous)

(Approved by AICTE | NAAC Accreditation with 'A' Grade | Accredited by NBA (CSE, ECE & EEE) |
Permanently Affiliated to JNTUA)

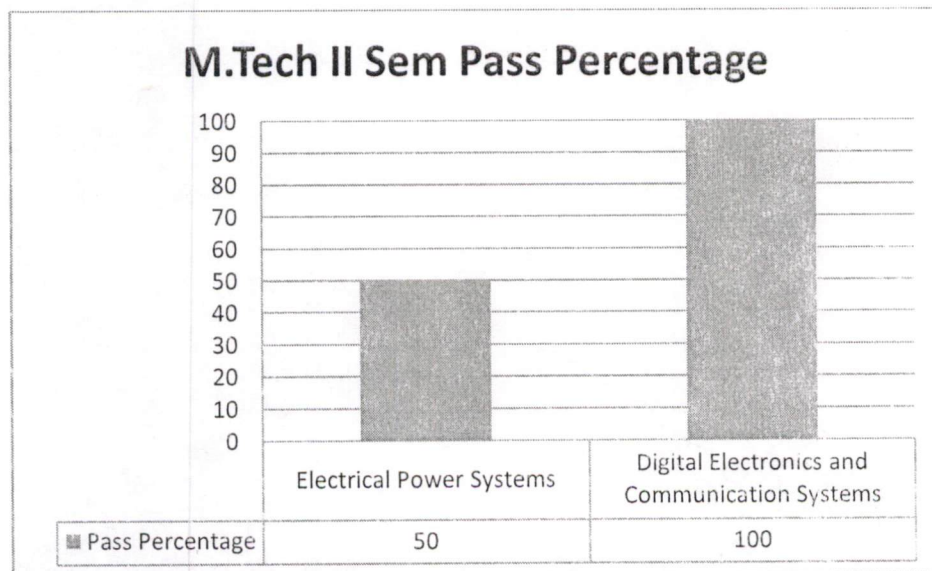
Nandikotkur Road, Venkayapalli (V), Kurnool - 518452, Andhra Pradesh


I M.TECH II Sem External Examinations July / August 2019 Results

The following is the result analysis of I M.Tech II Sem Pertaining to June / July 2019 external examinations.

Total Number of Students Registered	Total Number of Students Passed	Total Number of Students Failed	Pass Percentage
04	03	01	75

Branch	Total Number of Students Registered	Total Number of Students Passed	Pass Percentage
Electrical Power Systems	02	01	50
Digital Electronics and Communication Systems	02	02	100




Controller of Examinations


PRINCIPAL


UNIVERSITY NOMINEE

G.Pullaiah College of Engineering and Technology

(Autonomous)

(Approved by AICTE | NAAC Accreditation with 'A' Grade | Accredited by NBA (CSE, ECE & EEE) |

Permanently Affiliated to JNTUA)


Nandikotkur Road, Venkayapalli (V), Kurnool - 518452, Andhra Pradesh

I M.TECH I Sem External Examinations February 2019 Results

No. of Students Registered: 04

Department wise pass percentage

Course	Pass%	Fail%
College Pass Percentage	50	50
Electrical Power Systems	50	50
Digital Electronics and Communication Systems	50	50


Controller of Examinations

Controller of Examinations
G.Pullaiah College of Engg & Tech.
1st Year Venkayapalli, Nandikotkur Road,
KURNOOL-518 452, A.P.


PRINCIPAL
PRINCIPAL

G. Pullaiah College of Engg. & Tech
Nandikotkur Road-Venkayapalli (V),
KURNOOL - 518 452


UNIVERSITY NOMINEE